

**Workshop within workshop:
Engaging Breeders
Harmonizing LP Systems
Exploring AI**

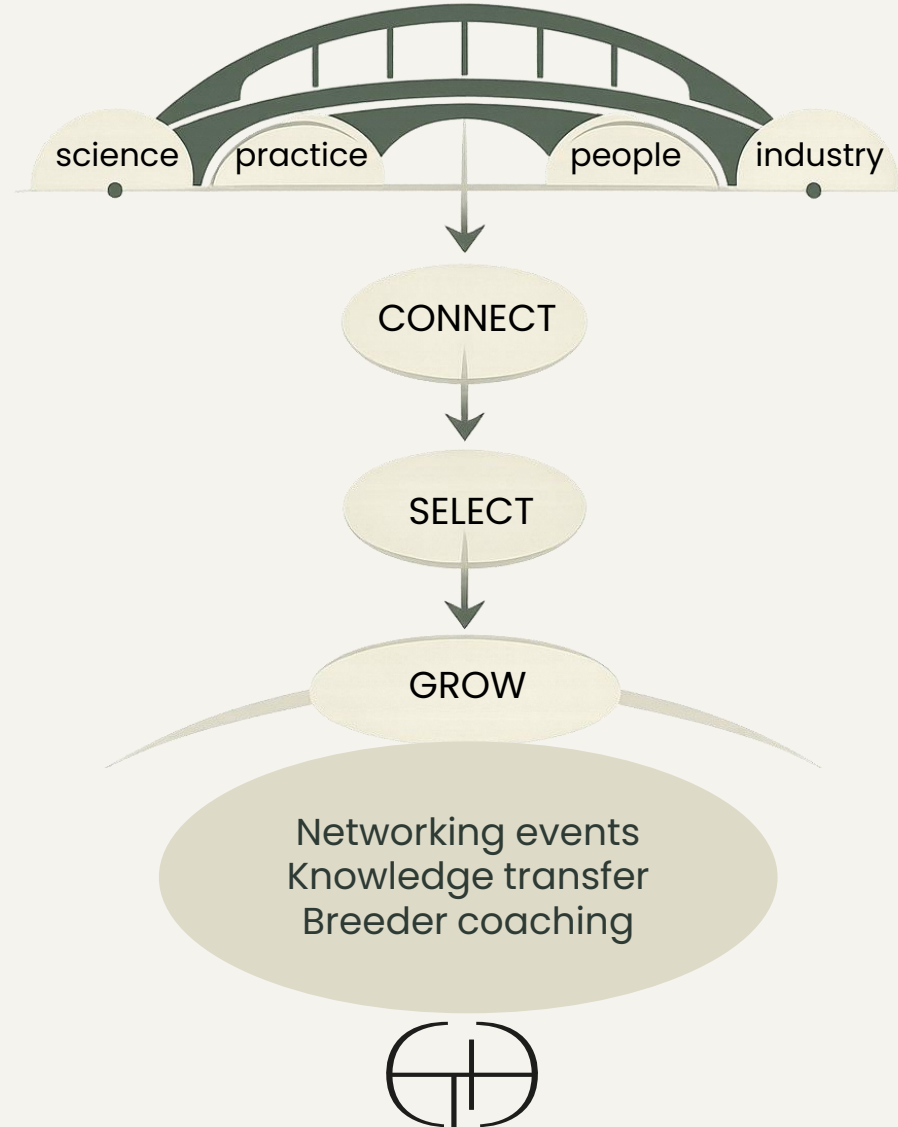
Emma Thorén Hellsten

8th International Workshop on Linear Profiling (IWSLP)



Celle, Germany – April 15th 2026

Bridging Gaps to Enable Progress



How do we make LP easier to understand?


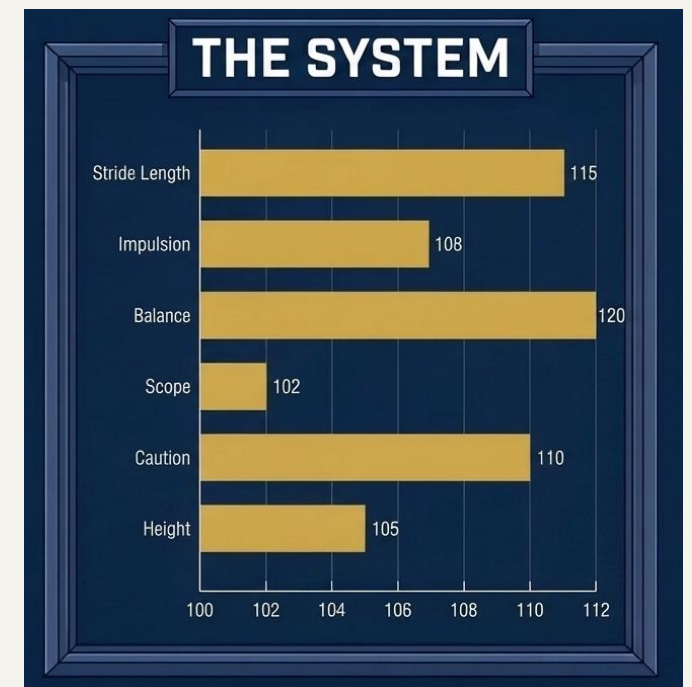
Data is only valuable if it is understood!

The Challenge

Many breeders find it "terribly difficult" to interpret numbers and complex bar diagrams

The Goal

Move from providing "information walls" to offering information that is intuitively understandable & relatable



Engaging Breeders: Global Sport vs. National Silos

The Reality

Modern sport horse breeding is a truly international business

The Problem

Breeding information is still largely trapped in national "silos"

The Friction

This lack of transparency and data flow is incomprehensible to breeders operating on a global market



THE REALITY OF BREEDING



THE REALITY OF DATA




Harmonizing Systems: The "Stallion Paradox"

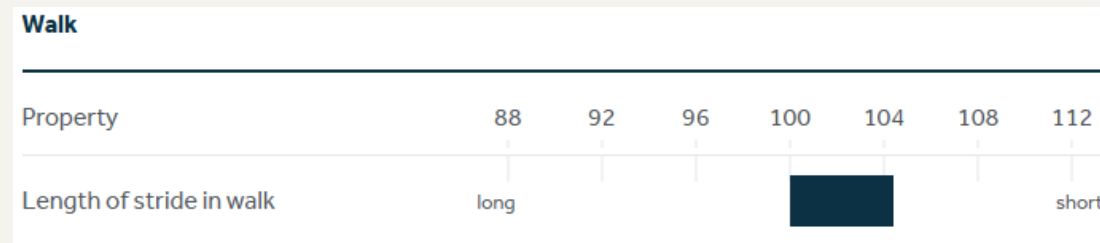
When breeders finally start using the linear profiles, they discover that **breeding values for the exact same stallion can differ significantly between countries**

Result: **Loss of trust in the entire system**

KWPN



SWB



Emerald van't Ruytershof: BV for stride length in walk



Group work: How can we help each other?

1. How can we make it easier for the target audience to understand Linear Profiling?
2. How can we internationalize and harmonize the Linear Profiling within breeding direction or breed?
3. How can we use AI to assist in the process?
 - What are the main challenges
 - What steps have already been taken?



Shared,
Harmonized
Systems



Intuitive 3D
Visualizations



Cross-Border
Consistency

Group work instructions

1. **Sit at your assigned table** (Use the number on your name badge)
2. **Your group will discuss ONE topic:**
 - Tables 1–3: Q 1 – Engaging breeders to learn more about LP
 - Tables 4–6: Q 2 – Harmonization & Internationalization of LP
 - Tables 6–10: Q 3 – Use of AI – Challenges and possibilities
3. **Assign roles in your group:**
 - Moderator
 - Note-taker
 - Speaker
4. **Discuss and agree on:**
 - The main challenge
 - One concrete idea or solution
 - One example of what is already working
5. **Prepare a short summary:**
 - Max 1 minute per group
 - Focus on key insight + one idea that can be put into practice



Group work instructions continued

6. Plenary reporting from groups:

- Approximately 1 minute per group
- Followed by open discussion

30 minutes for group work

30 minutes for reporting & discussion

